









**Curriculum Map**

	Autumn Term		Spring Term		Summer Term	
<b>Main Project</b>						
	<b>Me &amp; My Community</b>	<b>Once Upon a Time</b>	<b>Starry Night</b>	<b>Dangerous Dinosaurs</b>	<b>Sunshine &amp; Sunflowers</b>	<b>Big Wide World</b>
	This project supports children with settling into the new rules and routines of school and encourages them to make new friends and feel confident in their class. It teaches children about being helpful, kind and thoughtful at home and at school. This project also teaches children how they are unique and special, the importance of friendship and how people in their family, school and local community are important and can help them.	This project supports children to develop a love of stories and reading. It encourages children to learn, retell and act out familiar and traditional tales including Cinderella, Goldilocks, Little Red Riding Hood, The Three Little Pigs and The Three Billy Goats Gruff.	This project explores the differences in the world at night compared to during the day. It teaches children about the importance of a good night's sleep, and helps them to discover what is happening in the world while they are sleeping, including finding out about nocturnal animals.	This exciting project teaches children about the different animals that roamed Earth millions of years ago and how they are related to animals that live on Earth today.	This seasonal project provides opportunities for outdoor learning and teaches children how to care for the plants and animals in their local environment and how to stay safe in the sun.	This project teaches children about the global community to which they belong and explores how living things, communities and climates differ around the world.



**Curriculum Map**

Memorable Experience	Discovering our school community Tour of the school	Pantomime visit Aladdin- Loughborough Town Hall	Day and night walk.	Museum Visit New walk museum.	Visit to the Park	Wish you were here Markfield farm
Maths	Cardinality 0-5 Grouping to 5 Writing numerals 0-5	<b>Key Learning</b> Ordinal numbers 0-5 Cardinality 6-10 Counting objects Sequencing Subatising <b>Additional Learning</b> Buliding blocks to ten. Number sentences 2D shapes 3D shapes	<b>Key Learning</b> Composition of each number to 10. Number bonds up to 5 (including subtraction facts) Number bonds, Explore and represent patterns within numbers <b>Additional learning</b> Doubling	<b>Key Learning</b> Number problems Cardinality 1 -15 One more, one less (fewer) Comparison Patterns Positional language <b>Additional learning</b> 2D shapes 3D shapes	<b>Key Learning</b> Ordinal numbers 10-20 Cardinality 1 -20 Addition and subtraction Recording. Repeating patterns Shape rotation <b>Additional learning</b> Money	<b>Key learning</b> Shape within shape Number bonds to 10 Ordinal numbers 1-20 Cardinality 1 -20 Recording Addition and subtraction <b>Additional learning</b> Part, part whole
Physical Development	Static balance – one leg Coordination- footwork Fine motor – mark making	Static balance - Seated Dynamic balance to agility.- Jumping and landing 'Magical' movement-moving to the music.	Dynamic Balance - On a Line Static Balance – Stance Fine motor – Using a range of small tools, including scissors, paint brushes and tweezers.	Streth and Balance Moving energetically Fine Motor – Show accuracy and care when drawing.	Moving energetically – Dancing, hopping, jumping. Fine Motor – using a small range of tools.	Throwing and passing a ball Coordination Fine motor – Effective use of pencil grip for fluency in writing Mini olympics



# Curriculum Map

		<p>Fine motor- Threading – making jewellery</p> <p>Fine motor- Collage- making a mask</p>				
PSED	<p>Self-regulation</p> <p>Managing self</p> <p>Building relationships - taking turns when playing board games</p> <p>Introducing and following rules</p>	<p>Self regulation</p> <p>Taking turns- sleeping dragon</p> <p>Following instructions</p>	<p>Managing self –</p> <p>Look after basic hygiene and personal needs</p> <p>Talk about the importance of good oral health.</p>	<p>Self-regulation – following instructions and setting goals.</p> <p>Managing self – Explaining rules.</p> <p>Building relationships</p>	<p>Managing self – being confident and independent</p> <p>Managing self – keeping safe in the sun.</p> <p>Self regulation – Taking turns</p>	<p>Self regulation – following more than one instruction</p> <p>Taking turns when playing board games</p> <p>Road safety</p>
Understand ing the World	<p>People who help us</p> <p>Our community</p> <p>Emergency services</p> <p>Describing our immediate environment</p>	<p>Past and present - clothing</p> <p>Royalty- Kings and Queens.</p> <p>Materials - similarities and differences</p>	<p>Nocturnal animals</p> <p>Who is at work when I sleep?</p> <p>Exploring, sorting and grouping different materials</p> <p>Safer internet day.</p>	<p>Discovering dinosaurs</p> <p>The natural world</p> <p>People, culture and communities using maps.</p> <p>Easter</p>	<p>The natural world – changes around us and observations.</p> <p>Growing plants</p> <p>People, culture and communities – discussion of memorable experience.</p> <p><i>Programming 2: Programming Bee-Bots</i></p>	<p>People, culture and communities – discussing similarities and differences in this country to others.</p> <p>Discussing religions around the world</p> <p>Describing their immediate environment</p> <p>Animal facts and features</p> <p><i>Data handling: Introduction to data.</i></p>



**Curriculum Map**

<i>Kapow computing</i>		<i>Networks and systems: Using a computer</i>	<i>Programming: All about instructions.</i>	<i>Computing systems and networks: Exploring hardware.</i>		
RE	Why am I precious? Being special. Where do I belong?	What and why do people celebrate? Why is Christmas special for Christians?	Why is God important to Christians?	Why is Easter special to Christians?	Places of worship Which places are special and why?	What makes our world so wonderful? Which stones are special and why?
Expressive Art and Design	Building emergency vehicles Identifying different sounds Exploring percussion instruments. Constructing a marble run	Sing along – Nursery rhymes Building bridges Observational drawings - fruit  <i>Celebration Music</i>	Listen to a variety of music, rhymes and songs, paying attention to how they sound and sharing their opinions – Lullabies from around the world. Use a range of methods of application of paint- Night sky painting Construct simple structures and models using a range of materials - making a moon buggy.  <i>Exploring sound</i>	Being imaginative – performing songs and rhymes. Creating with materials – collage and junk modeling.  <i>Music and movement</i>	Being imaginative – performing poems and rhymes. Exploring art by other artists including Gustav Klimt, Monet, Wassily and Kadinsky Creating with materials colour mixing Design of functional items.  <i>Musical stories</i>	Explore and create using a wide range of materials and components, including upcycled materials – designing and adapting a junk model vehicle Create an animal mask Share their creations, explaining the process they have used- making an interpretation of aboriginal art. Performing a song  <i>Big band</i>



**Curriculum Map**








<i>Kapow Music</i>						
Communication and Language	<p>Listening, attention and understanding; Speaking</p> <p>Express ideas and feelings</p> <p>Make comments about what they have heard.</p> <p>Offer explanations for why things might happen.</p>	<p>Listening, attention and understanding;</p> <p>Asking questions</p> <p>Holding a conversation</p> <p>Express ideas and feelings</p>	<p>Listening, attention and understanding;</p> <p>Make comments about what they have heard and ask questions to clarify their understanding.</p> <p>Question words include who, why, what, when, where and how.</p>	<p>Listening, attention and understanding.</p> <p>Speaking in full sentences to express their ideas.</p> <p>Holding a conversation.</p> <p>Offering explanations.</p> <p>Using technology - Creating simple programs.</p>	<p>Speaking – talking about the natural world around them.</p> <p>Speaking using past and present tense.</p> <p>Using technology to record their work using google maps.</p> <p>Making comments and asking questions about summer fruit.</p>	<p>Listening, attention and understanding;</p> <p>Making comments and asking questions about different cultural stories.</p> <p>Comparing fiction and non-fiction stories from around the world.</p> <p>Using technology to record their work – make a nature documentary.</p>
Literacy	<p>Focus books- Lost and Found</p> <p>Once there were giants!</p> <p>Features of a book- pages, title, front cover, author, illustrator, back cover, blurb, spine.</p> <p><b>Key learning</b></p> <p>Name writing</p> <p>Rhyming words</p> <p><b>Additional learning</b></p> <p>Sequencing of events</p>	<p>Focus books- Little Red Riding Hood The Gingerbread Man</p> <p><b>Key Learning</b></p> <p>Sentence writing</p> <p>Name writing</p> <p>Lists</p> <p>Reading and writing tricky words</p> <p>Upper and lowercase letter formation.</p>	<p>Focus books- Peace at last</p> <p>Night monkey, day monkey</p> <p>Owl babies</p> <p>How to catch a star</p> <p>Whatever next!</p> <p><b>Key Learning</b></p> <p>Writing simple phrases and sentences –Non fiction information about bats</p>	<p>Focus books - Dear Dinosaur</p> <p>Little Kids First Big Book of Dinosaurs</p> <p>Cave Baby</p> <p><b>Key Learning</b></p> <p>Writing simple phrases and sentences</p> <p>Reading comprehension</p> <p><b>Additional learning</b></p>	<p>Focus books – Shark in the Park.</p> <p>My Butterfly Bouquet</p> <p>Jump and Shout</p> <p><b>Key Learning</b></p> <p>Writing simple phrases and sentences</p> <p>Reading comprehension</p> <p>Butterfly life cycle – sentence writing.</p>	<p>Focus books – Penguin on holiday</p> <p>Fatou, Fetch the Water</p> <p>Mr Grumpies motor car.</p> <p>Clean up!</p> <p><b>Key Learning</b></p> <p>Writing simple phrases and sentence about where you live.</p> <p><b>Additional learning</b></p> <p>Information writing - Making a passport</p>



		<p><b>Additional learning.</b></p> <p>Instructions</p> <p>Cards</p> <p>Story map</p> <p>Speech bubbles</p>	<p>Reading comprehension</p> <p>- retelling stories and narratives using their own words and recently introduced vocabulary</p> <p>Upper and lowercase letter formation</p> <p><b>Additional learning.</b></p> <p>Writing a diary</p>	<p>Recount of memorable experience</p> <p>Letter writing</p> <p>Upper and lowercase letter formation</p>	<p><b>Additional learning</b></p> <p>Writing a poem</p> <p>Labels and captions of plants</p>	<p>Write a postcard.</p>
Innovate Challenge	<p>Helping Bear</p> <p>Help bear to understand how to be a good friend and a helpful part of his community.</p> <p>Looking after the classroom</p>	<p>Once Upon A Time</p> <p>Make up a new story and create puppets to act it out.</p>	<p>Tessy Bear</p> <p>Help Tessy to get ready for bed and understand more about night time.</p>	<p>Identify dinosaurs</p> <p>Differences between carnivore and herbivore</p> <p>Design a dinosaur using a computer or tablet</p> <p>Facts about dinosaurs.</p>	<p>Make a map</p> <p>Write a list of foods and games for a picnic</p> <p>How to stay safe in the sun</p> <p>Go on a picnic</p>	<p>Choose a destination to visit around the world</p> <p>Decide how you will get there?</p> <p>Draw the wildlife you will see</p> <p>Write a postcard home.</p>



**Curriculum Map**

<p>Mini Projects</p>	 <p>Exploring Autumn <b>Focus book - Stick Man</b></p> <p>This project teaches children about the natural changes that happen during the season of autumn, including how the weather changes, why trees lose their leaves and how wild animals prepare for winter.</p>	 <p>Sparkle and Shine <b>Focus book - The Jolly Christmas Postman.</b></p> <p>This project teaches children about the celebrations that take place during the autumn and winter seasons, and focus on the significance and symbolism of light at this time of year.</p>	 <p>Winter Wonderland <b>Focus book - The Gruffalo's child</b></p> <p>This project teaches children about the changes that happen during winter, including the types of weather associated with winter. It also explores places that have snow all year round and the types of animals that live there.</p>	 <p>Puddles &amp; Rainbows <b>Focus book - The Colour Monster</b></p> <p>This mini project teaches children about the weather that happens during spring and allows them to explore natural phenomena, including rainbows. It supports them to explore colour in the natural world.</p>	 <p>Shadows and Reflections <b>Focus book - Little Beaver and The Echo</b></p> <p>This project teaches children about natural phenomena, including shadows, reflections and echoes. They explore how shadows are formed and how they can change.</p>	 <p>Splash <b>Focus book - Commotion in the ocean</b></p> <p>This project teaches children about water, including floating and sinking, freezing and melting, and why it is important for living things to stay hydrated.</p>	 <p>Moving On <b>Focus book - Today I am strong.</b></p> <p>This Reception project celebrates the children's successes throughout their Reception year. It explores how they have grown and changed and supports them with the changes to come as they move into Year 1.</p>
--------------------------	---	--	---	--	---	--	---